

LITTLE ADVENTURERS

Pre-Reader Summer Reading Program 2024



Name: _____

Directions: There are 25 circles on this sheet. Each circle contains an activity. Do an activity and cross out that circle. For every 5 circles you cross out, bring your sheet to the library to pick out a book to keep! When you have completed 20 circles turn in your sheet for a special prize. Turn over this sheet to learn about the benefits of these fun activities. June 15-August 10, 2024

Let your child squeeze water out of a sponge in the bathtub or outside. You could also have them try washing toys!

Sing to/with your child. Being good at singing is not a requirement. Have fun and sing whatever you are comfortable with.

Hold your child as you read. Make reading a special bonding time between the two of you.

Line up poker chips (or anything colorful!) to create patterns. Ask your child to continue the pattern. Once they understand the game, take turns creating the patterns.

Learn to do the Tooty-Ta! You can find some fun videos of this silly dance on Youtube!

Talk about the world around you using describing words. Talk about the tall tree or the soft grass.

Find a ball that is appropriate for your child and try throwing it back and forth between you.

Practice making balls and snakes with play-dough.

Clap along to a song with your child. Or give them a spoon and a pot and let them drum away!

Let your child hold the book or turn the pages as you are reading together.

Practice writing letters by using your finger in edible finger paint. You can find a recipe on the back of this sheet!

Look for and point out numbers when you're out in the world. Ask your child if they can say the number. If they are able, you can have them count to that number too.

Include your child in the story. Ask them to find things in the illustrations or ask things like, "What is the puppy doing?"

Make some simple puppets out of pictures taped to straws. Act out your favorite stories or make up new ones!

Talk to your child as you perform tasks throughout the day, like when you are preparing a meal or giving your child a bath.

Let your child pick out the book they want to read. It's okay if they choose the same one. Kids learn from repetition!

Perform an action and encourage your child to imitate you. Have fun and if your child is able let them take the lead.

Attach a ribbon to a hair tie. Put on some music and encourage your child to dance and wave the ribbon. Ask them what happens when they spin.

Spread rolled up socks around the room. Ask your child to bring you a certain number of them as they count up. This is also a great way to make picking up a game!

Sing the alphabet song to your child. You can sing it slow, fast, loud, or in a high or low voice. Sing it in lots of different ways and sing it often!

Sing songs with motions like, "The Itsy Bitsy Spider."

Practice animal sounds using books, songs, or toys! If you need book suggestions, ask a librarian!

Use voices when you read with your child. Speak with a loud, or soft, or silly voice. Make up voices for different characters.

Set up empty plastic bottles around the room. Give your child a soft ball and show them how to roll the ball at the bottles to knock them down.

Point out letters around the house and in your community. Encourage your child to point out the first letter in their name when they see it.

Prize
1

Prize
2

Prize
3

Prize 4
and
Final

Cadillac Wexford Public Library
411 S. Lake St. Cadillac, Michigan
231-775-6541
www.cadillaclibrary.org

Manton Public Library
404 W. Main St. Manton, Michigan
231-824-3584

Mesick Public Library
105 W. Mesick Ave. Mesick, Michigan
231-885-1120

CW
PL
Cadillac Wexford
Public Library

SUMMER READING 2024

EDIBLE FINGER PAINT MESSY PLAY

Ingredients:


- Plain yogurt
- Food Coloring
- Small dish to hold each color
- Paper
- Tape (optional)

Directions:


- Decide what colors you would like to make your paints. You will need a small container per color.
- Divide up the yogurt into your containers and add food coloring. Add 5 drops to start, mix, then add more as needed.
- Cover a space so your child can be messy while they paint.
- Lay out a piece of paper. Taping it down is sometimes helpful.
- Let your child paint away!

The Benefits of Fun Activities!


Even simple activities can have a positive impact on a child's development! A lot of what you do instinctively with your little one helps them develop important skills. We've color-coded our activities to give you an idea of the benefits your child is getting during the fun they're having this summer. Remember- this should be fun! Play until your child is tired of the activity!




Reading. The love of reading is the number one best predictor of reading success! Teach your child to love reading by making it a fun and loving activity between the two of you.



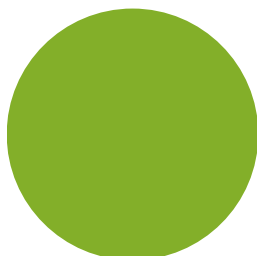
Math skills. You can start practicing math skills early by counting with your child and exposing them to different shapes. Learning to recognize and repeat patterns and learning position words are also important math skills.




Music. Singing slows down language and helps children to hear the smaller parts of words – it's phonics practice!



Writing. Encourage your child to learn to operate their body effectively by practicing different kinds of movement and hand-eye coordination. This will help them learn to write later on.



Talking. Children learn language by observing it and practicing it with adults. Talk to your child often-the more words they hear, the better!



Playing! Play is how children learn best. Motor skills, reasoning, social and emotional skills as well as literacy are all improved by age-appropriate play!